

MEMBERSHIP REPORT 2019

The following LASA report is divided in 3 points:

1. Membership

- a. Total number
- b. Membership by salary range
- c. Types of membership
- d. Membership by region

2. Main Disciplines

3. Institutions Affiliated

- a. Institutions by regions
- b. Types of levels of affiliated Institutions

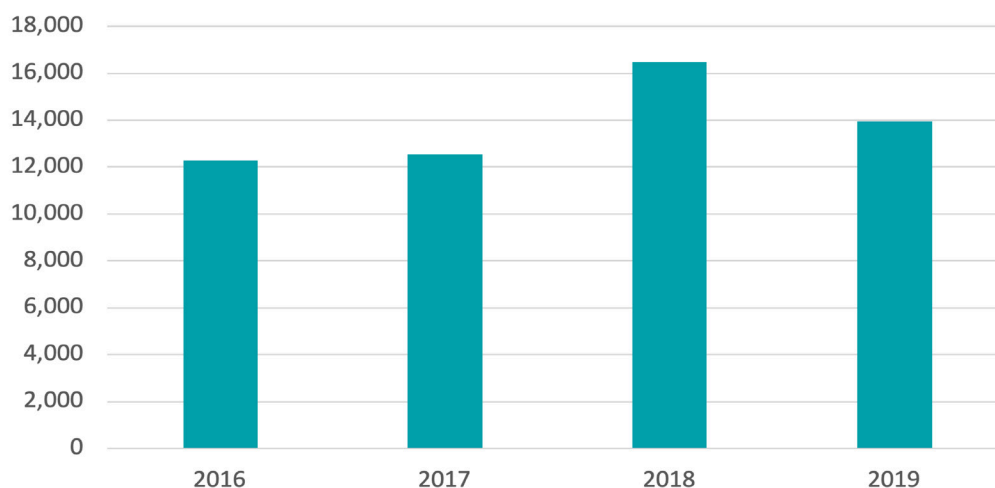
Membership

Total Number

As November 20, 2019, LASA's individual membership is 13,922.

Year	2016	2017	2018	2019
# Member	12,264	12,536	16,391	13,922

Individual membership



Membership by salary

Note that in 2019 the number of Cubans increased to 1,487 from 1,004 in 2018.

- 1,817 members declared a salary under US\$30,000.
- 491 members declared a salary above US\$100,000.

We don't have information about income for 58% of our regular members.

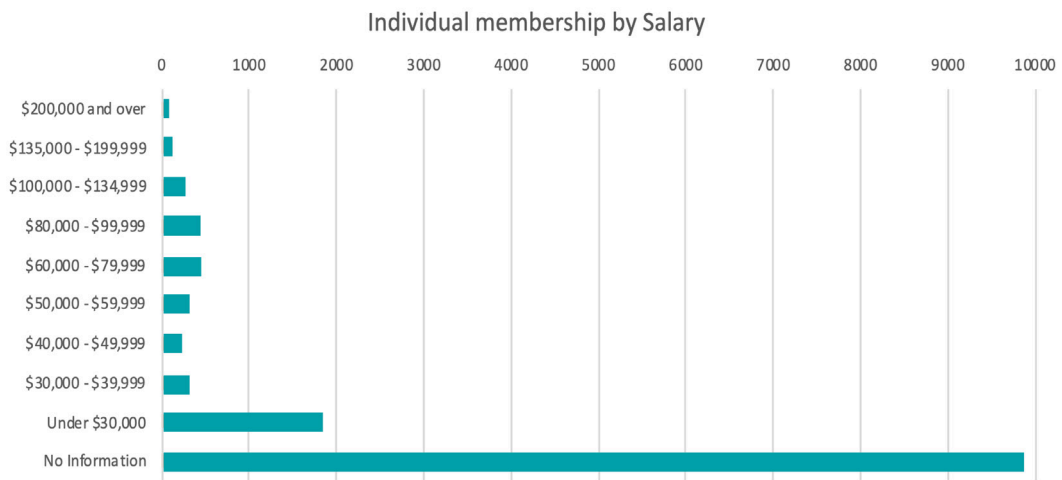


Figure 1. Individual Membership by Salary (All categories)



Figure 2. Individual Membership by Salary (Only regular)

Types of membership

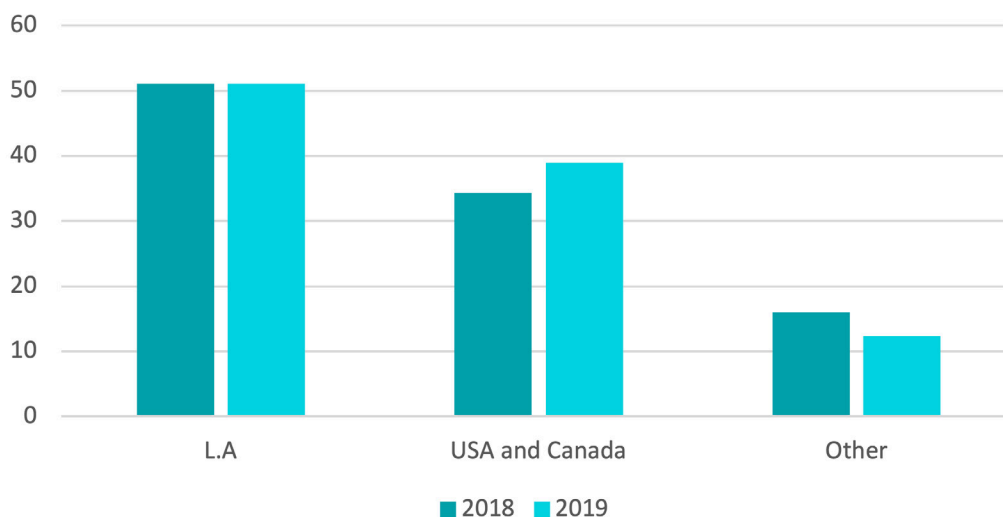
- The vast majority of our members are in the regular category.
- Students are 24% of our membership.
- Increase of retired and independent academics in the last year.

Members	2018	%	2019	%
Regular	12,306	75	10,011	71.9
Student	3,952	24	3,327	23.9
Lifetime	116	0.7	128	0.9
Retired	107	0.6	176	1.3
Independent	145	0.9	280	2

Membership by Region

- Latin American members 51%.
- USA and Canada increased from 34% in 2018 to 39% in 2019.
- Other regions decreased from 16% in 2018 to 12% in 2019.

Membership by Region of Residence



Disciplines

The main three disciplines are Literature, Political Science and History.

Disciplines	2018	2019
Political science	10.55%	9.90%
Literature	10.49%	10.40%
History	9.95%	9.50%
Sociology	8.40%	8.80%
Latin American Studies	6.80%	6.90%
Anthropology/Archeology	6.40%	7.80%

Institutional Membership

Institutional membership is defined by region, type of institution and level of benefits.

Institutions by Region

Year	Total	USA	Latin America	Europe	Asia
2018	32	24	6	1	1
2019	52	35	13	3	1

Types of Institutions by Level

Types of Institutions	Level 1	Level 2	Level 3	Total
Centers, Departments, Institutes for Latin American Studies	26	4	8	38
Libraries and Archives	4			4
Publishers	2			2
Research Institutions, NGOs, Associations	4		4	8
Total	36	4	12	52

LATIN AMERICAN STUDIES ASSOCIATION

416 Bellefield Hall
 University of Pittsburgh
 Pittsburgh, PA 15260
lasa@lasaweb.org
 Tel: 412-648-7929
 Fax: 412-624-7145

